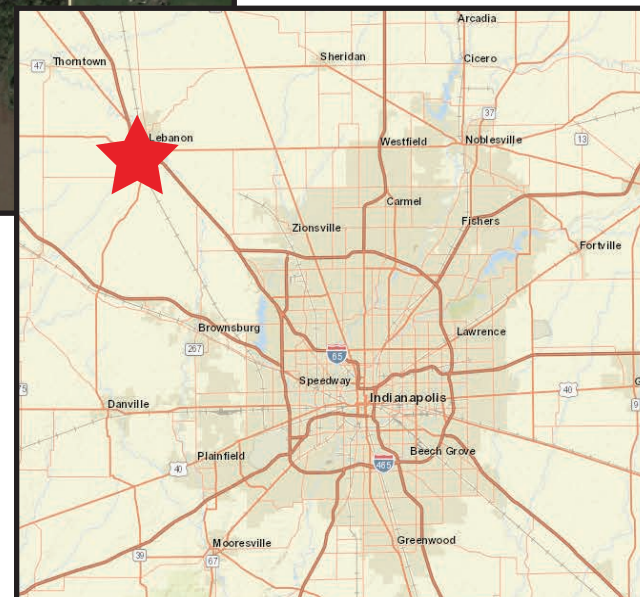


# Lebanon Gateway Marketplace

## Coming Second Quarter 2019

### Outlots, Small Shops, and Anchor Availability | 4,000 SF

SEC of I-65 and SR 32, Lebanon, IN 46052



#### Property Highlights:

- +/- 20 acre development at the SEC of I-65 & SR 32
- Up to 4,000 SF Available
- Great interstate visibility with 57,675 VPD on I-65
- Close proximity to Indianapolis and Lafayette - 30 miles to Lafayette and 15 miles to NW Indianapolis
- Approved signalized access on SR 32 serving the development
- Site work commenced in early November 2018

# Lebanon Gateway Marketplace Coming Second Quarter 2019 Outlots, Small Shops, and Anchor Availability | 4,000 SF

SEC of I-65 and SR 32, Lebanon, IN 46052

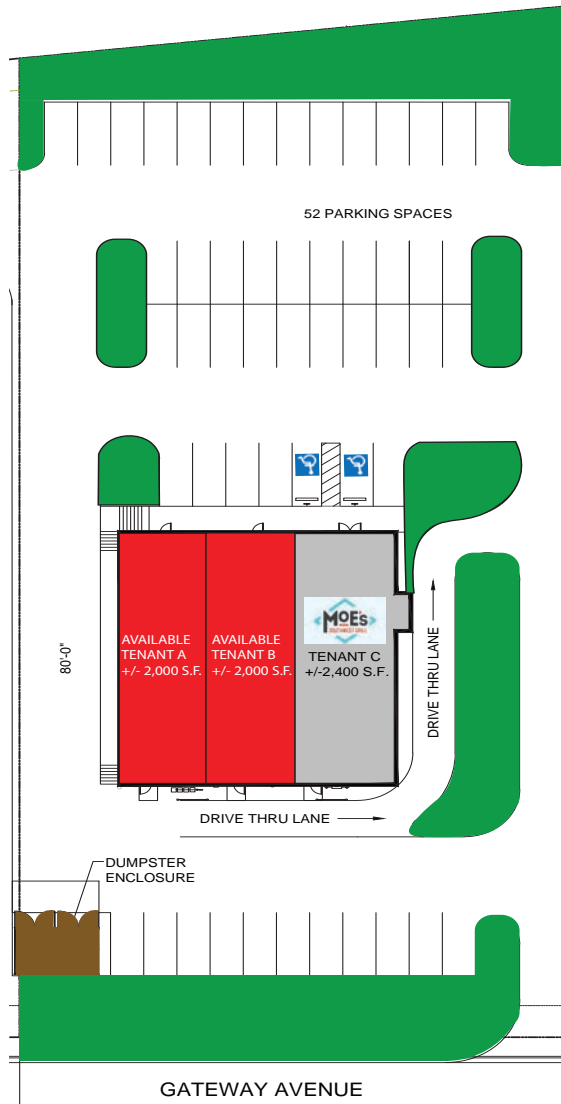


# Lebanon Gateway Marketplace

## Coming Second Quarter 2019

### Outlots, Small Shops, and Anchor Availability | 4,000 SF

SEC of I-65 and SR 32, Lebanon, IN 46052



Suite	SF
Unit A	2,000 SF
Unit B	2,000 SF
Moe's	2,400SF
Total GLA	6,400 SF



# Lebanon Gateway Marketplace Coming Second Quarter 2019 Outlots, Small Shops, and Anchor Availability | 4,000 SF

SEC of I-65 and SR 32, Lebanon, IN 46052

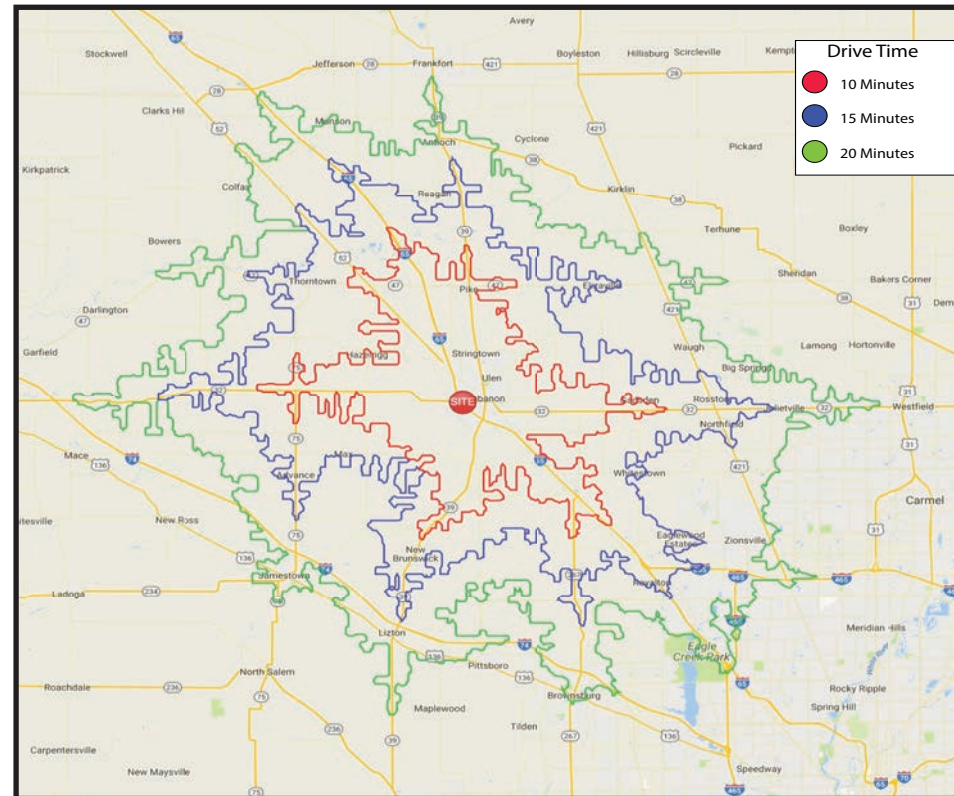


# Lebanon Gateway Marketplace

## Coming Second Quarter 2019

### Outlots, Small Shops, and Anchor Availability | 4,000 SF

SEC of I-65 and SR 32, Lebanon, IN 46052



Demographics	3 Miles	5 Miles	10 Miles
--------------	---------	---------	----------

Population	17,456	19,366	35,372
Households	7,255	7,970	13,926
Avg. HH Income	\$71,143	\$72,718	\$86,562

Demographics Drive Time	10 Mins	15 Mins	20 Mins
----------------------------	---------	---------	---------

Population	17,818	24,202	60,215
Households	7,364	9,741	22,642
Avg. HH Income	\$71,580	\$82,420	\$114,205



**Amy Tharp**

317.472.1800

Amy@VeritasRealty.com

**Andrew Demaree**

317.472.1800

ADemaree@VeritasRealty.com

6440 Westfield Blvd.

Indianapolis, IN 46220

VeritasRealty.com

317.472.1800