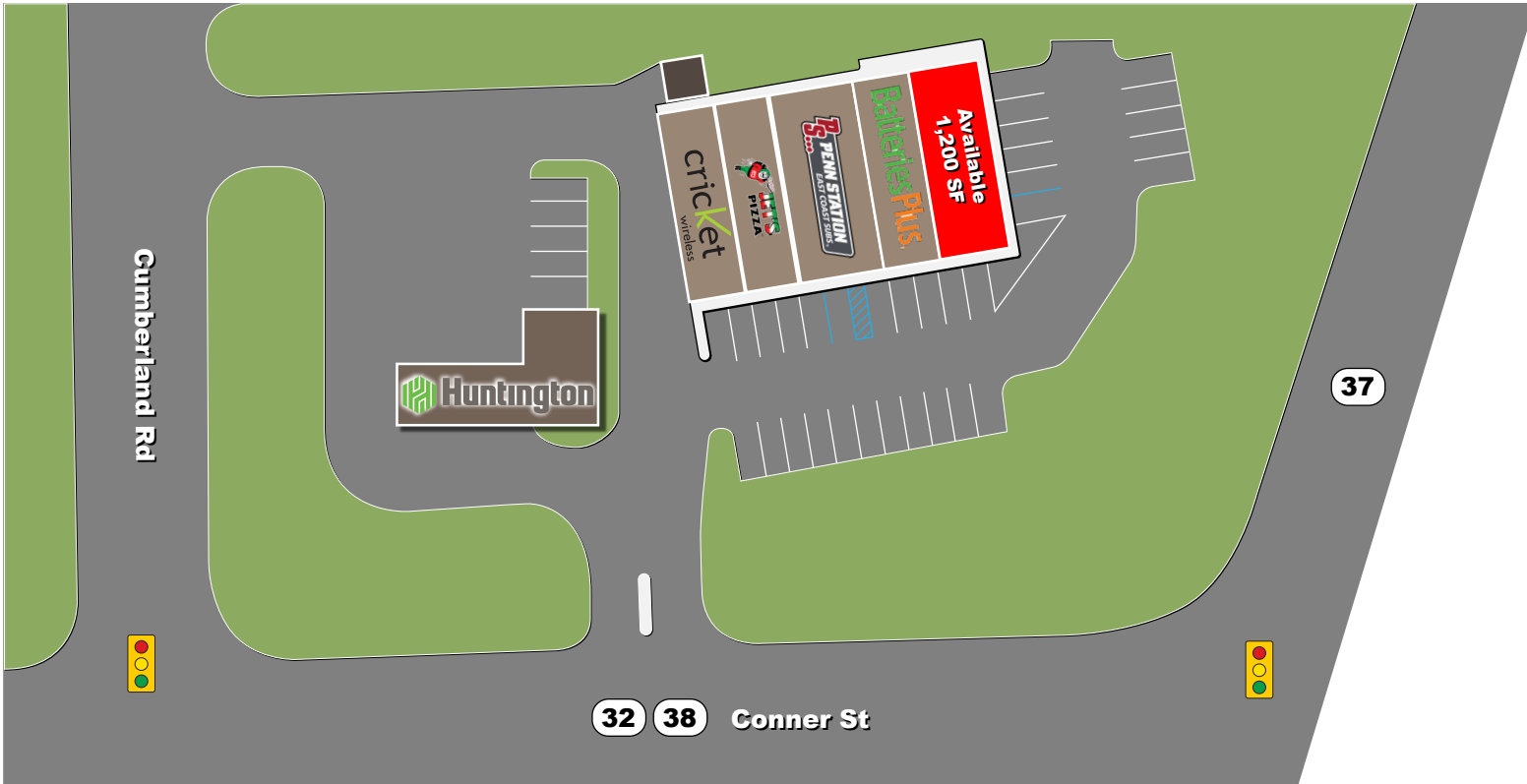


NOBLESVILLE SHOPPES

1,200 SF ENDCAP | FOR LEASE

SITE
PLAN



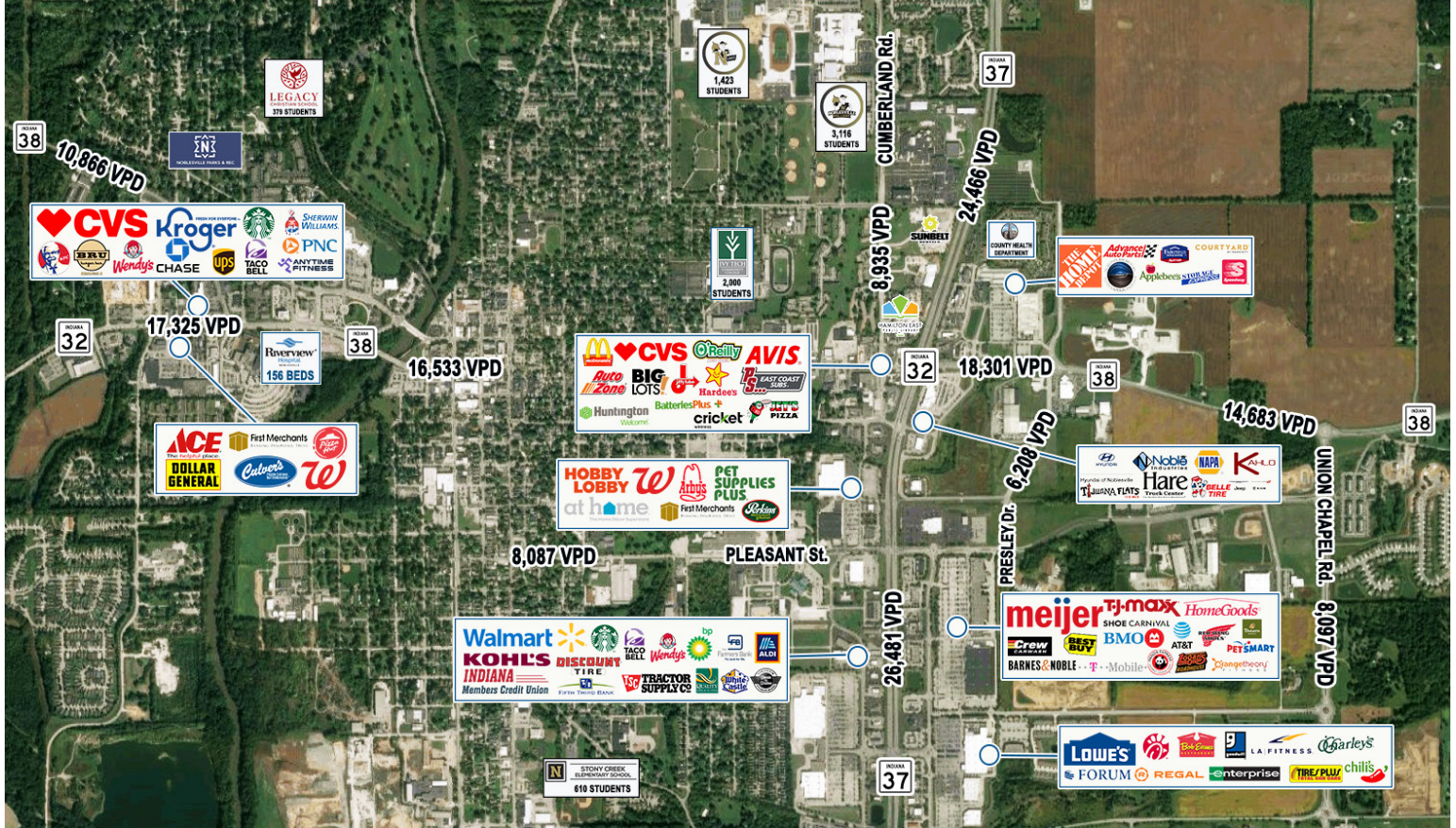
TENANT	SF
Cricket Wireless	1,040
Jet's Pizza	1,560
Penn Station	1,950
Batteries Plus Bulbs	1,200
AVAILABLE	1,200
TOTAL GLA:	6,950 SF






NOBLESVILLE SHOPPES

1,200 SF ENDCAP | FOR LEASE

MARKET OVERVIEW



DEMOGRAPHICS			
	1 MILE	3 MILE	5 MILE
Population	6,068	40,785	101,295
Households	2,649	15,935	38,599
Avg. HH Income	\$100,632	\$140,453	\$145,062
Daytime Population	6,939	28,532	50,919

CHAINLINKS
RETAIL ADVISORS

Information within this brochure has been obtained from sources believed reliable, but we make no representations or warranties, expressed or implied, as to the accuracy of the information. Prospective tenant and tenant representatives must verify the information and bears all risk for any inaccuracies as it relates to property and market information.

CONTACT:

Seth Biggerstaff

T: 317-472-1800

E: Seth@VeritasRealty.com

Andrew Demaree

T: 317-472-1800

E: ADemaree@VeritasRealty.com

VERITAS
REALTY

www.VeritasRealty.com